



TTR 202

VIDEO TWISTED-PAIR TRANSMITTER

CONTENTS

Preface	3
Features.....	3
Controls and connectors.....	3
Connections.....	4
Installation.....	4
Appearance	6
Specifications.....	6



This unit is produced to comply with Directive 89/336/EEC.

Due to continuous product improvement all specifications and design are subject to change without notice.

PREFACE

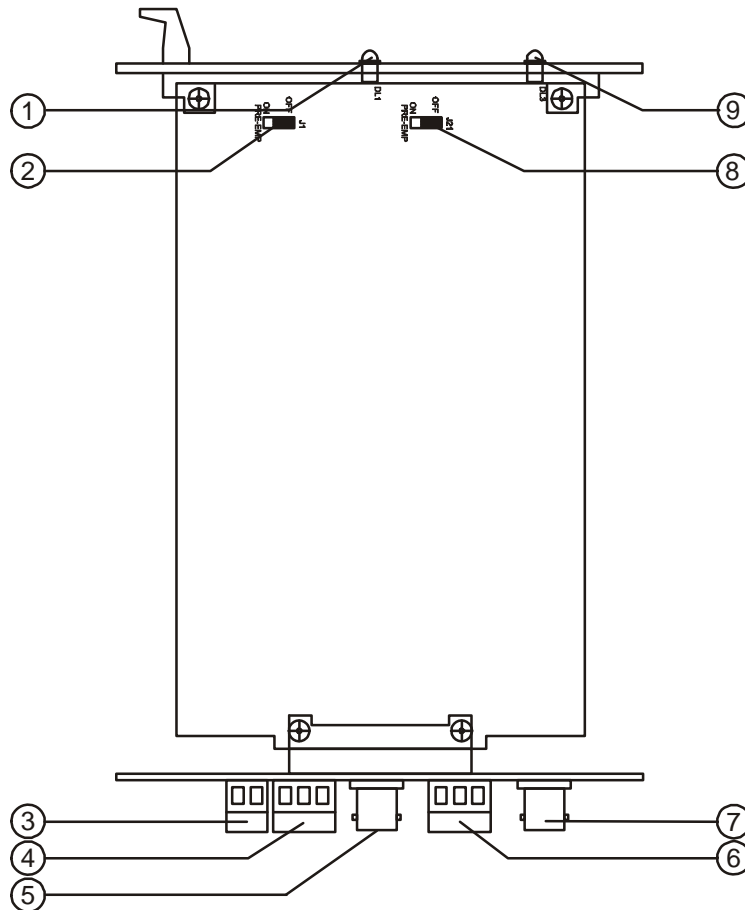
The video twisted-pair transmitter TTR 202 is a double correction amplifier with the standard asymmetrical video inputs and symmetrical outputs to connect the twisted-pair cables. It is

suitable to fit in a 19" standard rack 3U. Pre-emphasis selection enables better video transmission through the long distances.

FEATURES

- 19"/3U rack mountable
- small dimensions 3U/6TE
- simple connecting
- low power consumption
- over-voltage protection
- pre-emphasis +10 dB / 5 MHz

CONTROLS AND CONNECTORS



(1) / (9) POWER

Green LEDs as power-on indicators.

(2) / (8) J1, J21

Pre-emphasis jumpers.

(3) +-GND

Power supply terminal block connectors.

(4) / (6) A-GND-B

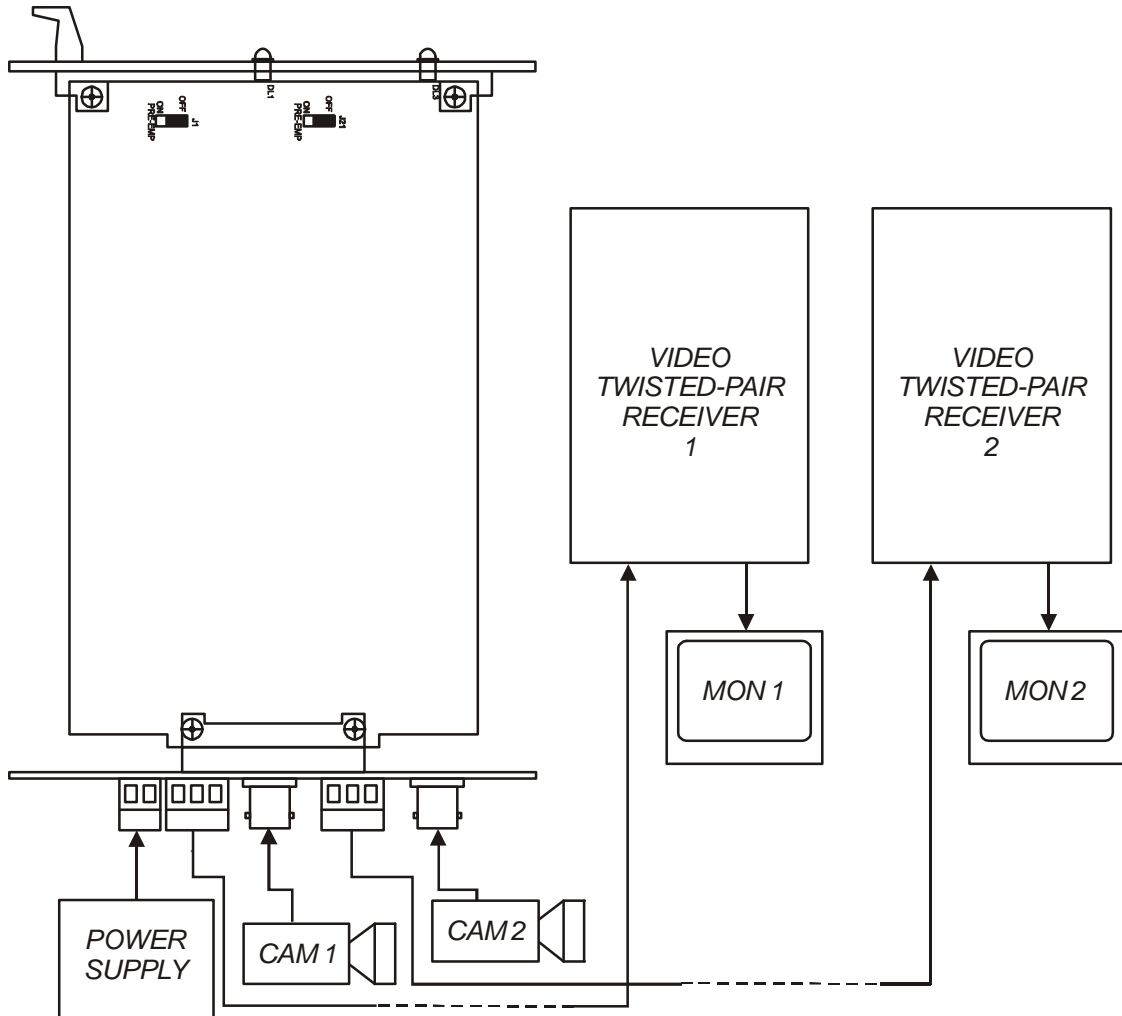
Terminal block connectors to connect twisted-pair cables.

(5) / (7) VIDEO IN

Video input BNC connectors.

CONNECTIONS

- Be sure to switch-off the power supply unit before connecting to other equipment.
- Also refer to the instruction manual of the equipment to be connected.



INSTALLATION

- (1) Connect the power supply unit - **(3)**.
- (2) Connect the video test generator (1 Vpp / 75 Ω) - **(5)(7)**.
- (3) Switch-on the power supply unit.
- (4) Switch-on the video test generator.
- (5) Check the positive video output signal between **A** and ⊥ - **(4)(6)**
- (6) Check the negative video output signal between **B** and ⊥ - **(4)(6)**
- (7) Switch-off the power supply unit.
- (8) Switch-off the video test generator.
- (9) Disconnect the video test generator.
- (10) Connect the twisted-pair cable - **(4)(6)**.
- (11) Connect the video source (video camera) - **(5)(7)**.

(12) If there is too much noise in the signal at the output of twisted-pair receiver, set the pre-emphasis to ON and repeat the adjustments of the video twisted-pair receiver.

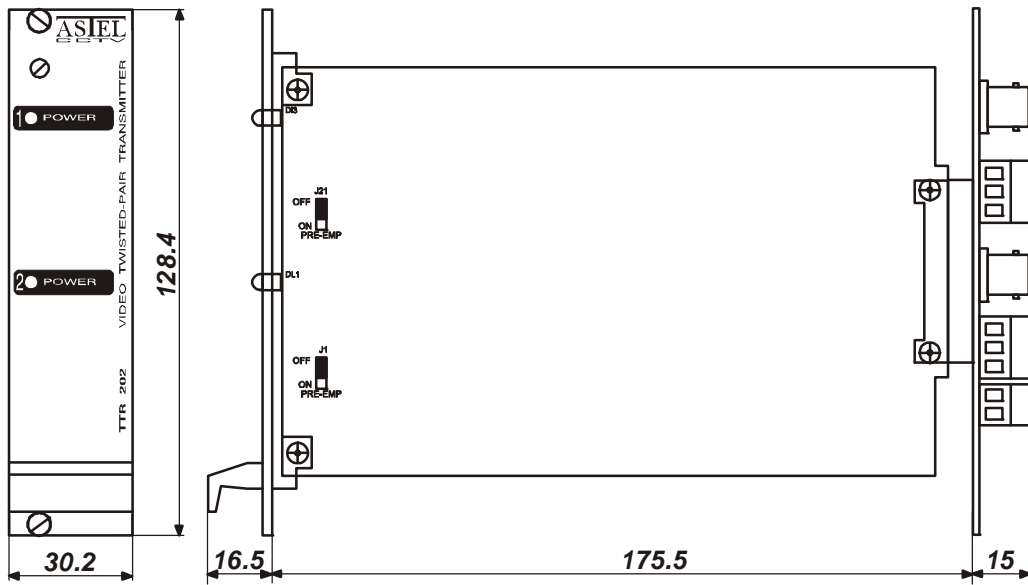
Maximum distances (CAT 5 UTP Cable) between different models of video twisted-pair transmitters and receivers:

Model	TT 101	TT 101S	TTP 101	TTR 101	TTR 202	TTM 101	TTM 101C
TR 101	1600	1600	1800	1600	1600	1800	1800
TR 101L	1500	1500	1500	1500	1500	1500	1500
TR 101LS	1500	1500	1500	1500	1500	1500	1500
TRP 101	1600	1600	1800	1600	1600	1800	1800
TRP 101L	1500	1500	1500	1500	1500	1500	1500
TR 404L	1500	1500	1500	1500	1500	1500	1500
TR 404LP	1500	1500	1500	1500	1500	1500	1500
TR 808L	1500	1500	1500	1500	1500	1500	1500
TR 808LP	1500	1500	1500	1500	1500	1500	1500
TR 1616L	1500	1500	1500	1500	1500	1500	1500
TR 1616LP	1500	1500	1500	1500	1500	1500	1500
TRR 101	1600	1600	1800	1600	1600	1800	1800
TRR 101L	1500	1500	1500	1500	1500	1500	1500
TRR 202L	1500	1500	1500	1500	1500	1500	1500
TRM 101	850	850	900	850	850	900	900
TRM 101C	850	850	900	850	850	900	900

Model	TT 404	TT 404P	TT 808	TT 808P	TT 1616	TT 1616P
TR 101	1600	1600	1600	1600	1600	1600
TR 101L	1500	1500	1500	1500	1500	1500
TR 101LS	1500	1500	1500	1500	1500	1500
TRP 101	1600	1600	1600	1600	1600	1600
TRP 101L	1500	1500	1500	1500	1500	1500
TR 404L	1500	1500	1500	1500	1500	1500
TR 404LP	1500	1500	1500	1500	1500	1500
TR 808L	1500	1500	1500	1500	1500	1500
TR 808LP	1500	1500	1500	1500	1500	1500
TR 1616L	1500	1500	1500	1500	1500	1500
TR 1616LP	1500	1500	1500	1500	1500	1500
TRR 101	1600	1600	1600	1600	1600	1600
TRR 101L	1500	1500	1500	1500	1500	1500
TRR 202L	1500	1500	1500	1500	1500	1500
TRM 101	850	850	850	850	850	850
TRM 101C	850	850	850	850	850	850

The maximum distance can also be increased by using the cable with lower cable attenuation – like PE cable (A-2Y (L) 2Y)

APPEARANCE



SPECIFICATIONS

Video input	:	2, 1Vpp, 75 Ω
Video output	:	2, 2 x 2Vpp
Output impedance	:	100Ω ± 15Ω
Freq. response	:	30Hz - 5MHz (-0.5dB)
Pre-emphasis	:	+10dB, 5MHz
Power supply	:	12VDC, 105mA max.
Power supply protection	:	varistor
Casing	:	3U/6TE card panel
Dimensions (incl. partial mother board)	:	30.2(W) x 128.4(H) x 207(D) mm
Weight	:	0.2 kg

ASTEL d.o.o., Dutovlje 138, 6221 Dutovlje, Slovenia
Tel: +386 5 7310771, +386 5 7310772
Fax: +386 5 7310789
E-mail: sales@astel-cctv.com
Web: www.astel-cctv.com